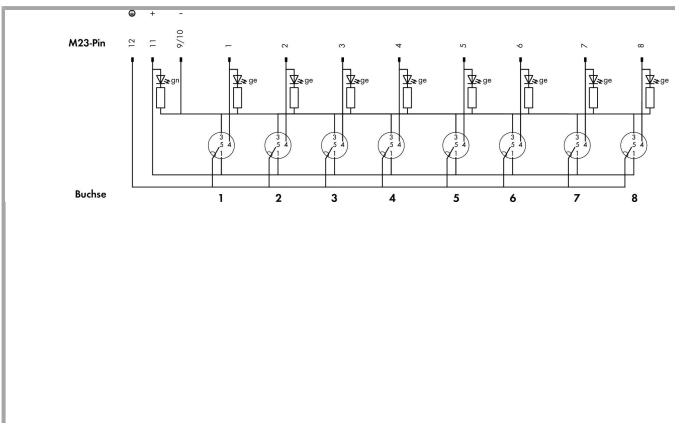
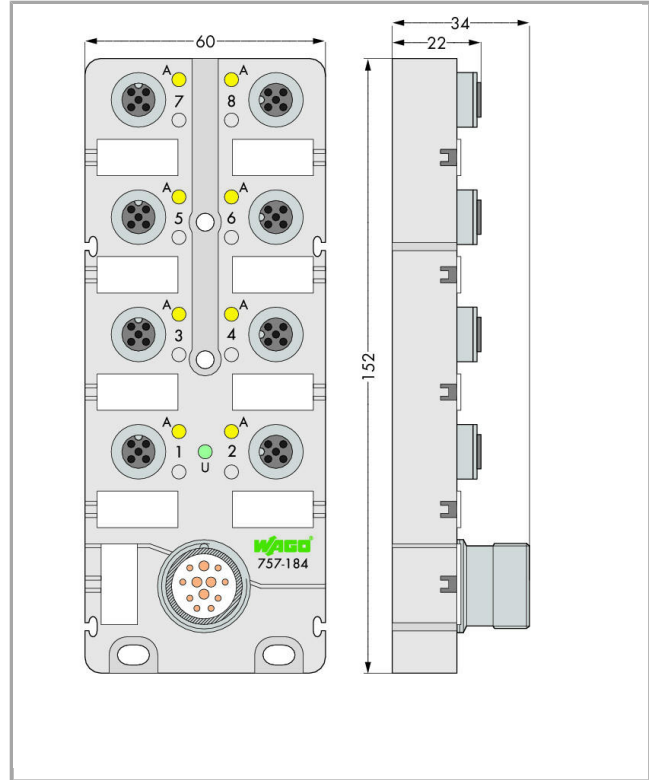


757-184



RoHS
Compliant ✓

[BOMcheck.net](https://www.bomcheck.net)



Item description

- M12 sensor/actuator box, 8-way
- 4-pole (1 signal per contact)
- M23 connector (12-pole)



- Green LED operating indicator
- Yellow LED status indicator
- incl. markers (10 pcs)
- incl. M12 protective caps (2 pcs)

Data

Technical Data

Contact resistance max.	0.01 Ω
Supply voltage	DC 10 ... 30 V; Bemessungsspannung: 32 V ~ eff.
Current carrying capacity of the signal connections	2 A
Current carrying capacity of the supply connections	9 A
Bemessungswert der galvanischen Trennung	500 V
Funktional getrennte Potentialgruppen	Kontakt/Kontakt
Insulation resistance	1000 M Ω
Signal characteristic	PNP
Indicators	LED (A) yellow: Signal status (1 x per contact); LED (U) green: Sensor /actuator box status

Connection data

Connection technology: In-/Outputs	8 x M12 connectors, 4 poles, incl. PE
Connection technology: trunk cable	1 x Stecker M23; 12-polig

Geometrical Data

Width	60 mm / 2.362 inch
Height	34 mm / 1.339 inch
Depth	152 mm / 5.984 inch

Mechanical data

Mounting type	Screw mounting
---------------	----------------

Material Data

Housing material	PA 66 (UL 94 V0); RAL 7035; silicon and halogen free
Halogen-free	Yes
Materialeigenschaften der Anschlüsse	Contact: CuSn, pre-nickel and 0.8 μ m gold-plated; Tapped bush: Zn diecast nickel-plated; Seal: Viton; Connection cycles: 50
Potting	Fully encapsulated with conformal coating (UL 94 V0)

Environmental Requirements

Surrounding air (operating) temperature	-25 ... 80 $^{\circ}$ C
Protection class	IP67


Note on protection class	per EN 60529 (NEMA 6 & 6P) in fully locked position with its plugs or protective caps
Degree of pollution (5)	3 acc. to VDE 0110
Vibration resistance	acc. to IEC 60068-2-6
Shock resistance	acc. to IEC 60068-2-27

Commercial data

Product Group	23 (I/O passive and accessories)
Country of origin	DE
GTIN	4050821054313
Customs Tariff No.	85366990990


Approvals / Certificates

UL-Approvals



Logo	Approval	Additional Approval Text	Certificate name
	UL UL International Germany GmbH (ORDINARY LOCATIONS)	UL 508	E175199 Sec.5


Compatible products


General accessories

	Item no.: 756-8102 M12 protective cap; for unused sockets	756-8102
	Item no.: 757-080 Spacer module for sensor/actuator box; 8-way	757-080

wiring and connectors


	Item no.: 756-3201/120-050 Connecting cable; straight; 12-pole; 5 m; fitted on one end (with free end); M23 socket, straight	/ 120-050	756-3201
	Item no.: 756-3201/120-100 Connecting cable; straight; 12-pole; 10 m; fitted on one end (with free end); M23 socket, straight	/ 120-100	756-3201
	Item no.: 756-3201/120-150 Connecting cable; straight; 12-pole; 15 m; fitted on one end (with free end); M23 socket, straight	/ 120-150	756-3201
	Item no.: 756-3202/120-050 Connecting cable; angled; 12-pole; 5 m; fitted on one end (with free end); M23 socket, straight	/ 120-050	756-3202

	Item no.: 756-3202/120-100 Connecting cable; angled; 12-pole; 10 m; fitted on one end (with free end); M23 socket, straight	/ 120-100	756-3202
--	--	-----------	----------

	Item no.: 756-3202/120-150 Connecting cable; angled; 12-pole; 15 m; fitted on one end (with free end); M23 socket, straight	/ 120-150	756-3202
--	--	-----------	----------

Marking accessories

	Item no.: 210-110 Fiber-tip pen		210-110
--	------------------------------------	--	---------

	Item no.: 757-011 Marker card; not stretchable; snap-on type		757-011
--	---	--	---------

Downloads

Documentation

Additional Information

Disposal; Electrical and electronic equipment, Packaging	V 1.0.0	pdf 265.8 kB	Download
--	---------	-----------------	----------

System Description

Sensor/Actuator Boxes – General Product Information		pdf 537.3 kB	Download
---	--	-----------------	----------

CAD/CAE - Smart Data

CAD data

3D Download 757-184		URL	Download
---------------------	--	-----	----------

Subject to changes.